

**State Defendants' Response to Brooks, LULAC, and
MALC Plaintiffs' Joint Motion for Preliminary Injunction**

Exhibit R

U.S. Census Bureau, 2020 Census: Apportionment of the U.S. House of
Representatives, (Apr. 26, 2021)
[https://www.census.gov/library/visualizations/2021/dec/2020-apportionment-
map.html](https://www.census.gov/library/visualizations/2021/dec/2020-apportionment-map.html)

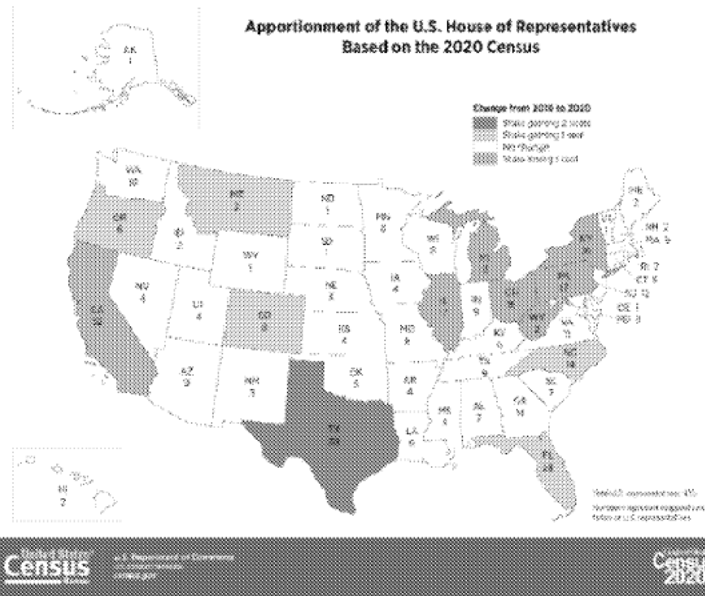
Document title:	2020 Census: Apportionment of the U.S. House of Representatives
Capture URL:	https://www.census.gov/library/visualizations/2021/dec/2020-apportionment-map.html
Page loaded at (UTC):	Mon, 22 Sep 2025 15:05:15 GMT
Capture timestamp (UTC):	Mon, 22 Sep 2025 15:05:46 GMT
Capture tool:	10.61.0
Collection server IP:	54.145.42.72
Browser engine:	Mozilla/5.0 (X11; Linux x86_64) AppleWebKit/537.36 (KHTML, like Gecko) Chrome/138.0.7204.97 Safari/537.36
Operating system:	Linux (Node 22.17.0)
PDF length:	5
Capture ID:	38eYToRwQYfRay3C58SnWs
Display Name:	adrian.skinner

Within Library

[About the Library](#)[America Counts: Stories](#)[Audio](#)[By the Numbers](#)[Fact Sheets](#)[Infographics & Visualizations](#)[Photos](#)[Publications](#)[References](#)[Spotlights](#)[Videos](#)[Working Papers](#)

2020 Census: Apportionment of the U.S. House of Representatives

April 26, 2021





Share



Apportionment is the process of dividing the 435 memberships, or seats, in the U.S. House of Representatives among the 50 states. At the conclusion of each decennial census, the results are used to calculate the number of House memberships to which each state is entitled. This map shows the changes to the number of Congressional seats for each state between apportionment based on the 2010 Census and apportionment based on the 2020 Census.

Download or Print

-  Apportionment of the U.S. House of Representatives Based on the 2020 Census [[1.0 MB](#)]
-  Apportionment of the U.S. House of Representatives Based on the 2020 Census [[1.0 MB](#)]

Related Maps

Is this page helpful?  Yes  No

Related Maps

Visualization

2020 Census: 2020 Resident Population

April 27, 2021



Visualization

2020 Census: Percent Change in Resident Population: 2010 to 2020

April 27, 2021



Related Information

Table

2020 Census Apportionment Results

April 26, 2021

Congressional seats were apportioned among the 50 states based on the 2020 Census population counts. Apportionment results from 1790 to 2020 are also shown.



Visualization

Historical Apportionment Data Map (Interactive)

April 26, 2021

This interactive tool enables users to view more than 10 decades of apportionment and population data.



Table

Historical Apportionment Data (1910-2020)



Top

Is this page helpful? X

Yes No

Table

Historical Apportionment Data (1910-2020)

April 26, 2021

Historical apportionment data for the nation and states.



Congressional Apportionment

Information about congressional apportionment for the current and past Decennial Censuses.



Decennial Census of Population and Housing

The U.S. census counts every resident in the United States. It is mandated by Article I, Section 2 of the Constitution and takes place every 10 years.



Source and References

2020 Decennial Census

Page Last Revised - October 8, 2021

Receive Updates

To sign up for updates please enter your email address.

Enter your email address

SUBSCRIBE

Stay Current

America Counts

Director's Blog

Deputy Director's Blog

Random Samplings

Research Matters

Stay Connected

Contact

Support

Jobs

Follow

f x in y z

Information Quality | Data Linkage Infrastructure | Data Protection and Privacy Policy | Accessibility | FOIA | Inspector General | No FEAR Act | U.S. Department of Commerce | Top

USA.gov

Is this page helpful? X

Yes
 No

Measuring America's People and Economy



Historical Apportionment Data (1910-2020)

April 26, 2021

Historical apportionment data for the nation and states.

Congressional Apportionment

Information about congressional apportionment for the current and past Decennial Censuses.

Decennial Census of Population and Housing

The U.S. census counts every resident in the United States. It is mandated by Article I, Section 2 of the Constitution and takes place every 10 years.

Source and References

2020 Decennial Census

Page Last Revised - October 8, 2021

Receive Updates

To sign up for updates please enter your email address.

Stay Current

[America Counts](#)

[Director's Blog](#)

[Deputy Director's Blog](#)

[Random Samplings](#)

[Research Matters](#)

Stay Connected

[Contact](#)

[Support](#)

[Jobs](#)

Follow

[f](#) [x](#) [in](#) [v](#) [g](#)

[Information Quality](#) | [Data Linkage Infrastructure](#) | [Data Protection and Privacy Policy](#) | [Accessibility](#) | [FOIA](#) | [Inspector General](#) | [No FEAR Act](#) | [U.S. Department of Commerce](#) | [USA.gov](#)



Top

Measuring America's People and Economy

Is this page helpful? ×

☐ Yes ☐ No